

Wonca Europe 2006: Which was the contribution of countries?

Didier Duhot, Gilles Hebbrecht, Luc Martinez
SFMG – French Society of General Medicine – France

Aim

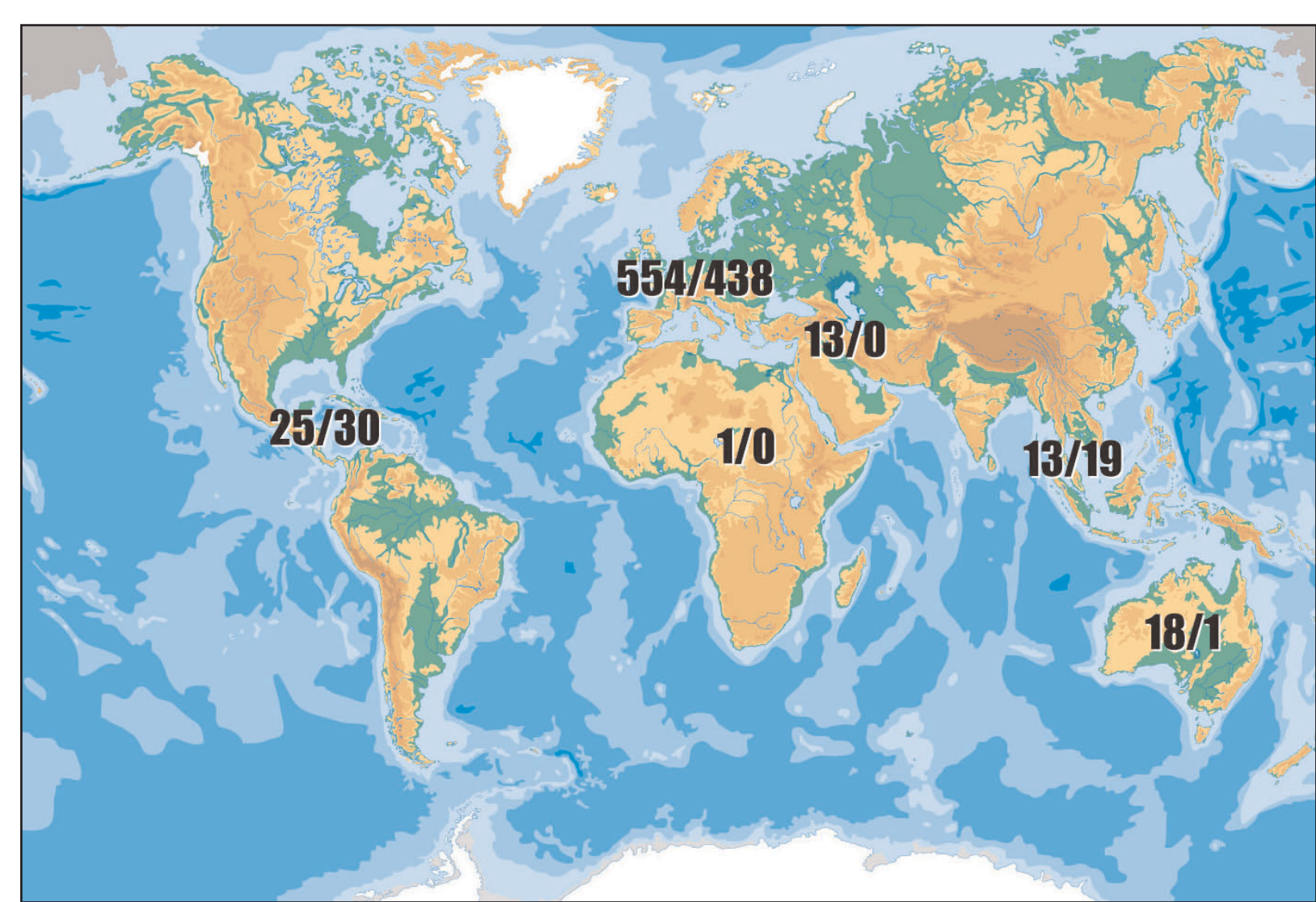
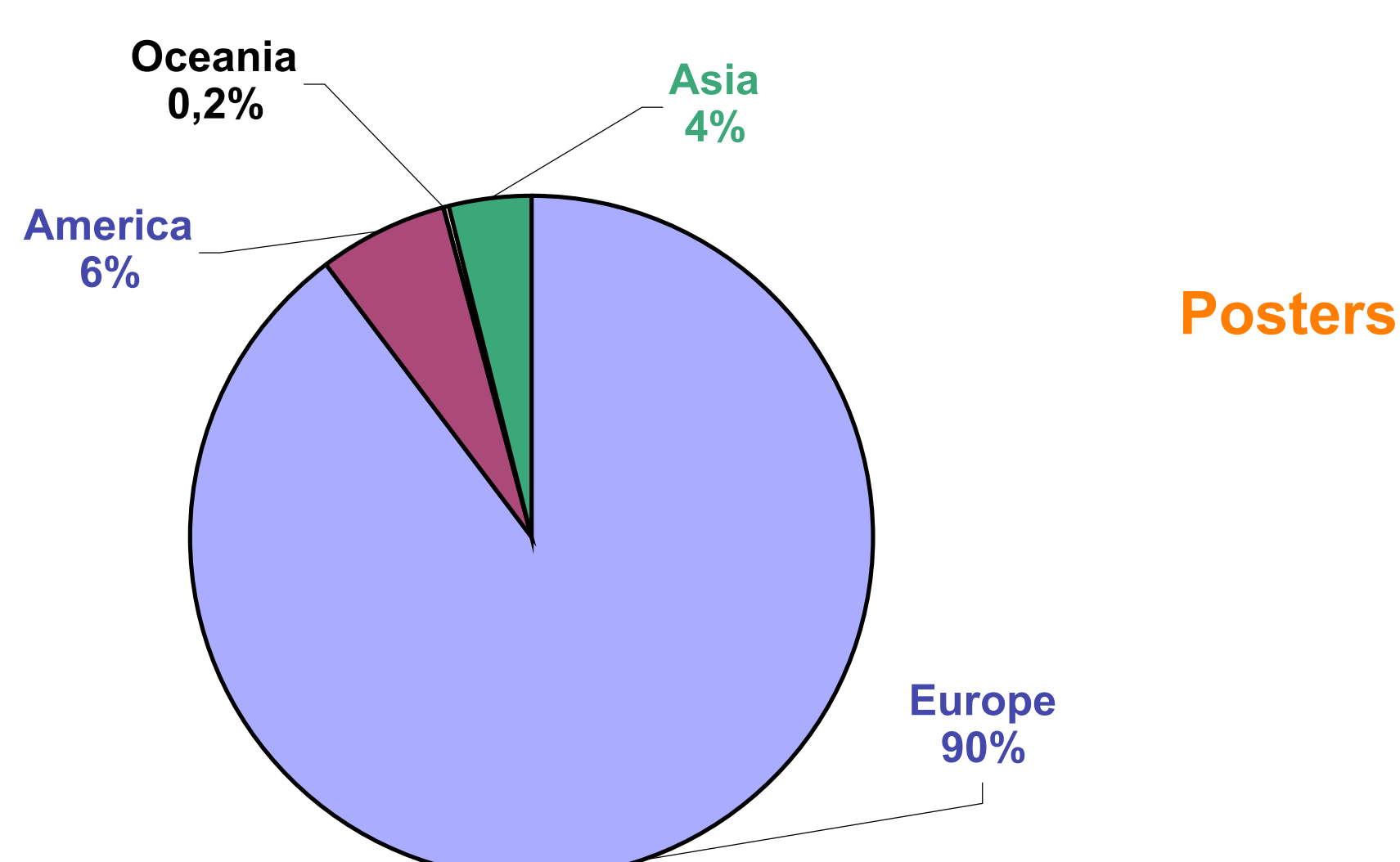
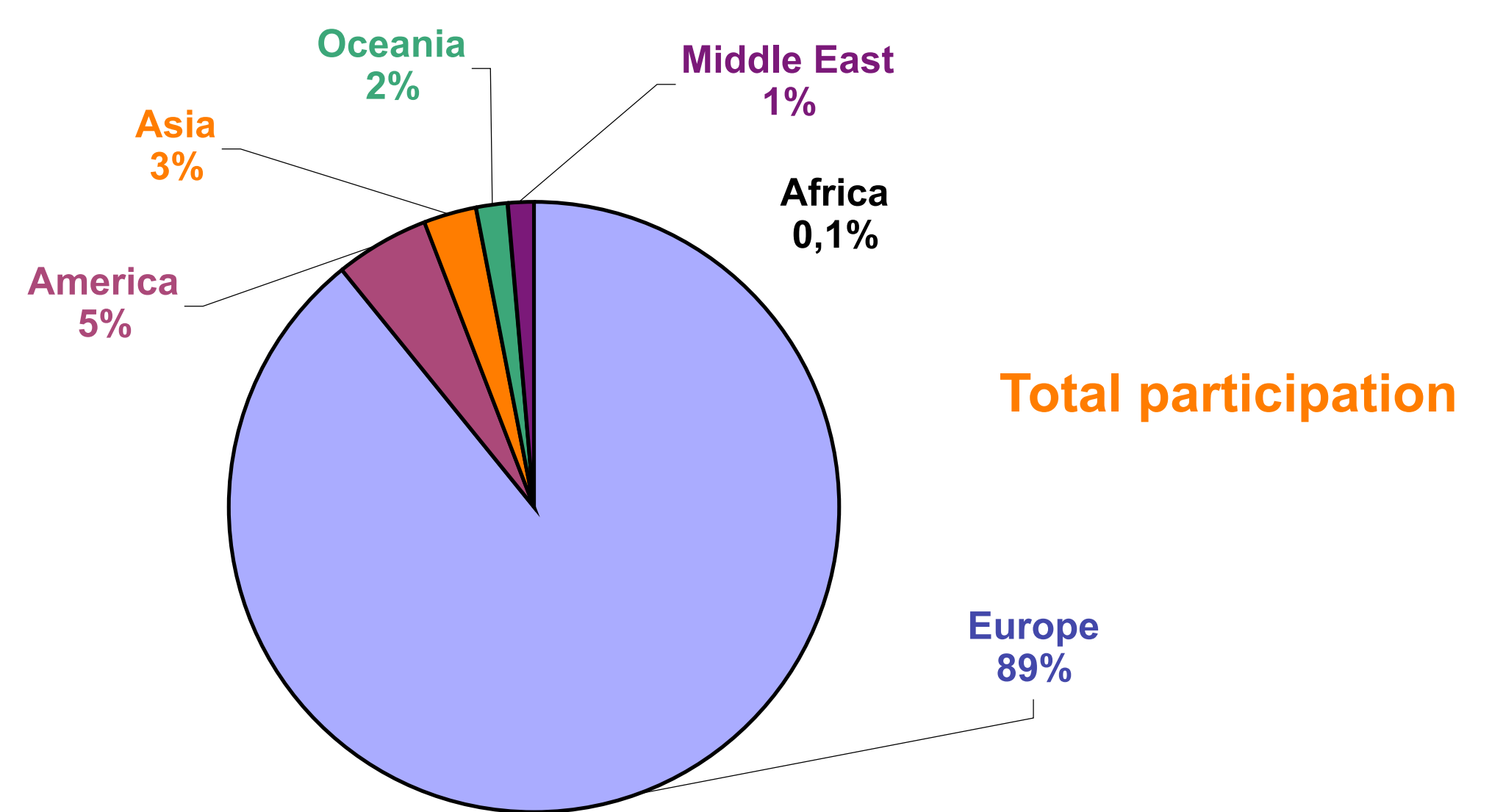
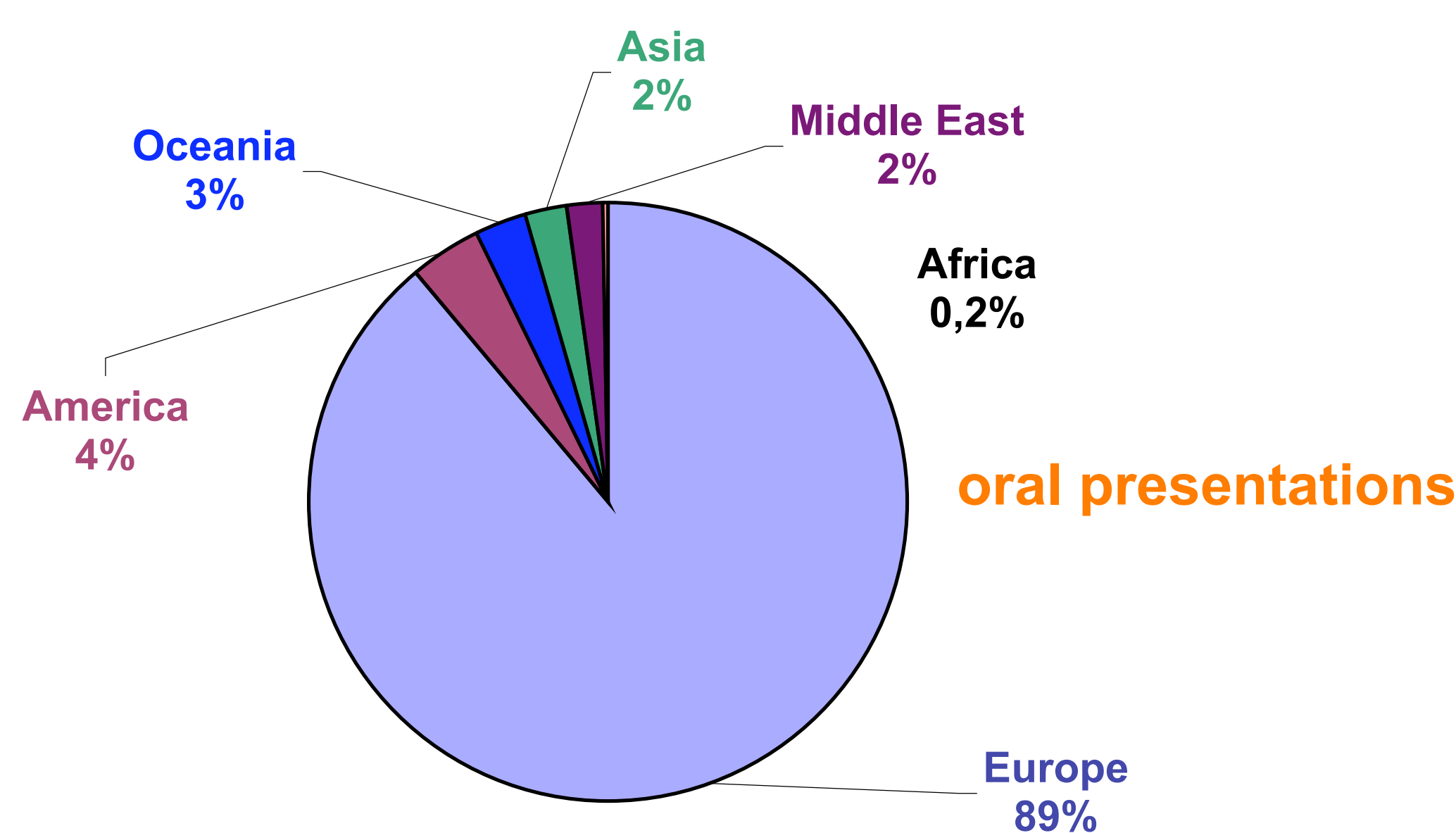
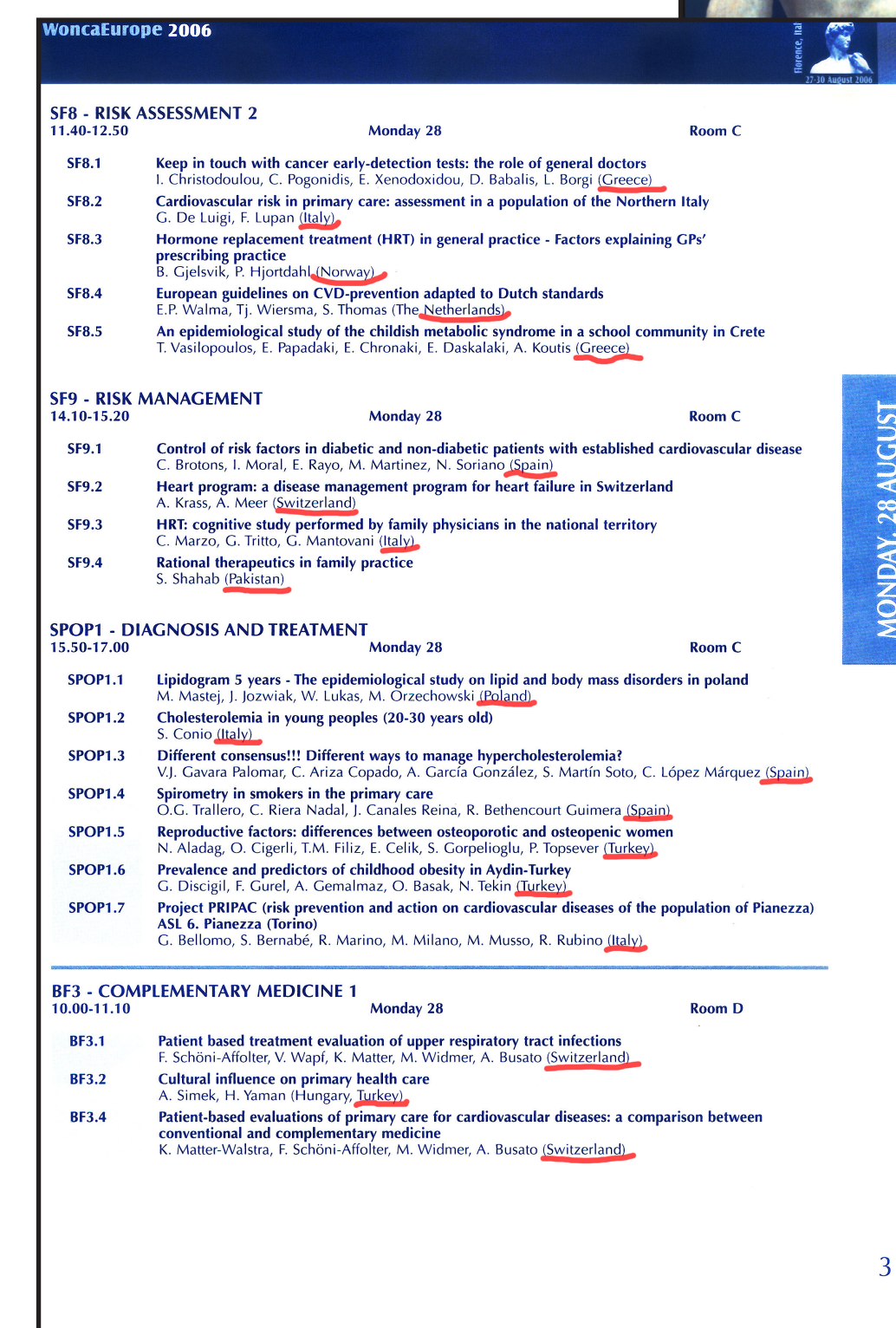
To assess the level at which country contributed to the Firenze 2006 Wonca Europe meeting in term of communications

Method

We took the official program and counted the number of oral presentations and posters allocated to each country

Results

57 countries from 5 continents
1,112 communications: 624 oral presentations and 488 posters
The first 16 countries represented 80 % of overall presentations the first 15 made 80 % of oral presentations and the first 11 made 80 % of posters.



Oral communications/posters

Region	Countries
Europe	36
America	6
Asia	7
Oceania	2
Middle East	5
Africa	1
Total	57

Rank	Countries	Communications	%	Cumulative
1	Italia	208	18,7 %	18,7 %
2	Spain	173	15,6 %	35,3 %
3	Greece	139	12,5 %	46,8 %
4	Turkey	55	4,9 %	51,7 %
5	Netherlands	54	4,9 %	56,6 %
6	UK	35	3,1 %	59,7 %
7	Bosnia	32	2,9 %	62,6 %
8	Denmark	32	2,9 %	65,5 %
9	Brazil	29	2,6 %	68,1 %
10	France	28	2,5 %	70,6 %
11	Poland	20	1,8 %	72,4 %
12	Slovenia	20	1,8 %	74,2 %
13	Irland	19	1,7 %	75,9 %
14	U.S.	18	1,6 %	77,5 %
15	Germany	18	1,6 %	79,1 %
16	Belgium	18	1,6 %	80,8 %

Discussion

- Heavy impact from countries (Italia, Spain, Greece and Turkey)
- Lower representation from countries where general practice is well recognised (UK, Netherlands)
- Emergence of new EU countries (Bosnia, Poland, Slovenia)
- Non negligible contribution from countries outside of Europe (70 oral communications and 50 posters, 10% of total amount of communications)

This results are quite surprising. Are they due to search of recognition with international meeting participation?

Limit: some presentations were made by doctors from different countries, but we took the country indicate for each presentation in the book of abstracts. Italia had an important impact, maybe because she hosted the meeting.

Conclusion

Those results show the impressive impact of southern Europe with 50% of presentations from 4 countries (Italy, Spain, Greece and Turkey) and a good participation of “new EU” countries with 3 countries in the first 12 (Bosnia, Poland and Slovenia).and a good participation of “new EU” countries with 3 countries in the first 12 (Bosnia, Poland and Slovenia).

For further information:
Please contact d.duhot@sfmfg.org
SFMG: www.sfmfg.org
OGM: <http://omg.sfmfg.org>